



### District Report Card: 2017


<b>State:</b> Himachal Pradesh	<b>District:</b> Kullu
<b>Class:</b> 3	<b>Subject:</b> Language
<b>Schools:</b> 61	<b>Students:</b> 605


### Participation/Coverage


#### Students

<div>GENDER</div> <div></div>	Boys		Girls	
	Number	%	Number	%
	272	44.96	333	55.04

<div>AREA</div> <div></div>	Rural		Urban	
	Number	%	Number	%
	564	93.22	41	6.78

<div>CATEGORY</div> <div></div>	SC		ST		OBC		GEN	
	Number	%	Number	%	Number	%	Number	%
	263	43.47	11	1.82	21	3.47	310	51.24

<div>CWSN</div> <div></div>	LD	VI	HI	S&LD	ID	Oth
	1	1	0	0	2	0

<div>Management</div> <div></div>	Government		Government-aided	
	Number	%	Number	%
	605	100.00	0	0.00

### Average Performance of Students in Language (%)

Overall	Gender		Area		Management		Social Group			
	Male	Female	Rural	Urban	Govt.	Aided	SC	ST	OBC	GEN
64.00	63.70	64.24	64.61	55.61	64.00	0.00	60.99	73.33	64.44	66.19

## Performance on Learning Outcomes (LOs)

Learning Outcomes	Description	Average Performance(%)
L304	Reads small texts with comprehension i.e., identifies main ideas, details, sequence and draws conclusions	65.62
L312	Reads printed scripts on the classroom walls: poems, posters, charts etc.	60.76

Range of Performance of Students who Answered Correctly							
Below 30%		30% - 50%		50% - 75%		Above 75%	
Number	%	Number	%	Number	%	Number	%
48	7.93	119	19.67	257	42.48	181	29.92

## Lowest Performing Learning Outcomes (LOs)

1 - Reads printed scripts on the classroom walls: poems, posters, charts etc. (60.76)

2 - Reads small texts with comprehension i.e., identifies main ideas, details, sequence and draws conclusions (65.62)